

Report No.: TH-5671A

Test Time: 2025/9/19 11:43

Luminaire Property

Luminaire Manufacturer:

Luminaire Category:

Lamp Catalog:

Number of Lamps:

Luminous Length (mm): -20

Luminous Height (mm):

Current: 0.028 A

Power Factor: 0.565

Luminaire Description: 3W

Lamp Description:

Lumens per Lamp:

Luminous Width (mm): -20

Voltage: 220.5 V

Power: 3.54 W

Photometric Results

CIE Class: Direct

Measurement Flux: 149.5 lm

Downward Ratio: 100%

Horizontal Diffuse Angle(50%): H44.4

Vertical Diffuse Angle(50%): V49.3

Luminaire Efficacy Rating (LER): 42.28

Max. Intensity: 196.61 cd

S/MH(C0/C180): 0.71

Total Rated Lamp Lumens: 149.5 lm

Efficiency: 100%

Upward Ratio: 0%

C0r0 Intensity: 172.68 cd

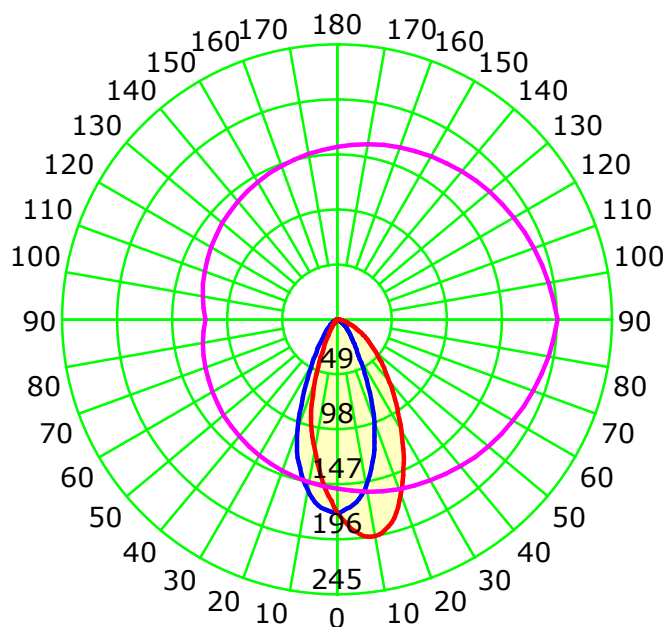
Pos of Max. Intensity: H90 V10

S/MH(C90/C270): 0.77

Picture Of Luminaire



Luminous Intensity Distribution Curve



Unit: cd

Average Diffuse Angle(50%): 45.8°

— C0-C180 — C90-C270 — G10

C Plane (°):0.0-360.0: 90.0

Test Lab: Inventfine instruments

Test Type: TYPE C

Temperature: 26

Operator: Jack

Gamma Plane (°):0.0-90.0:1.0

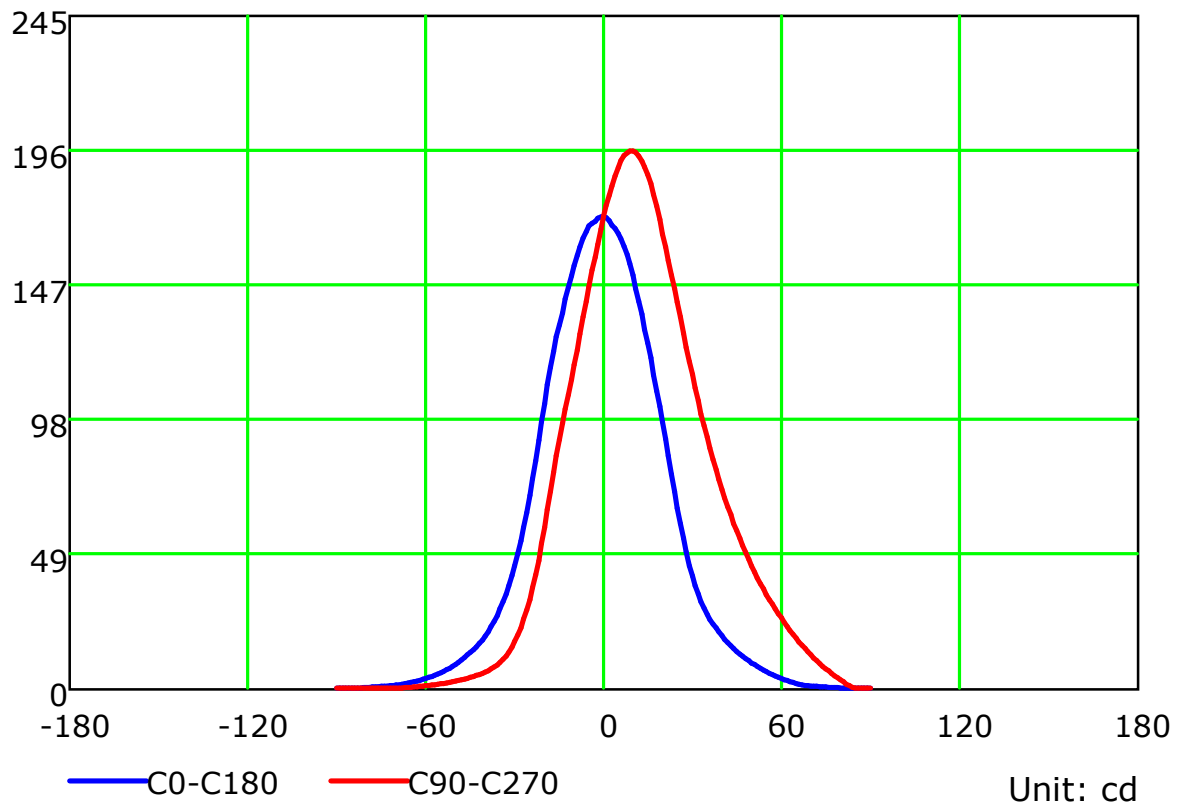
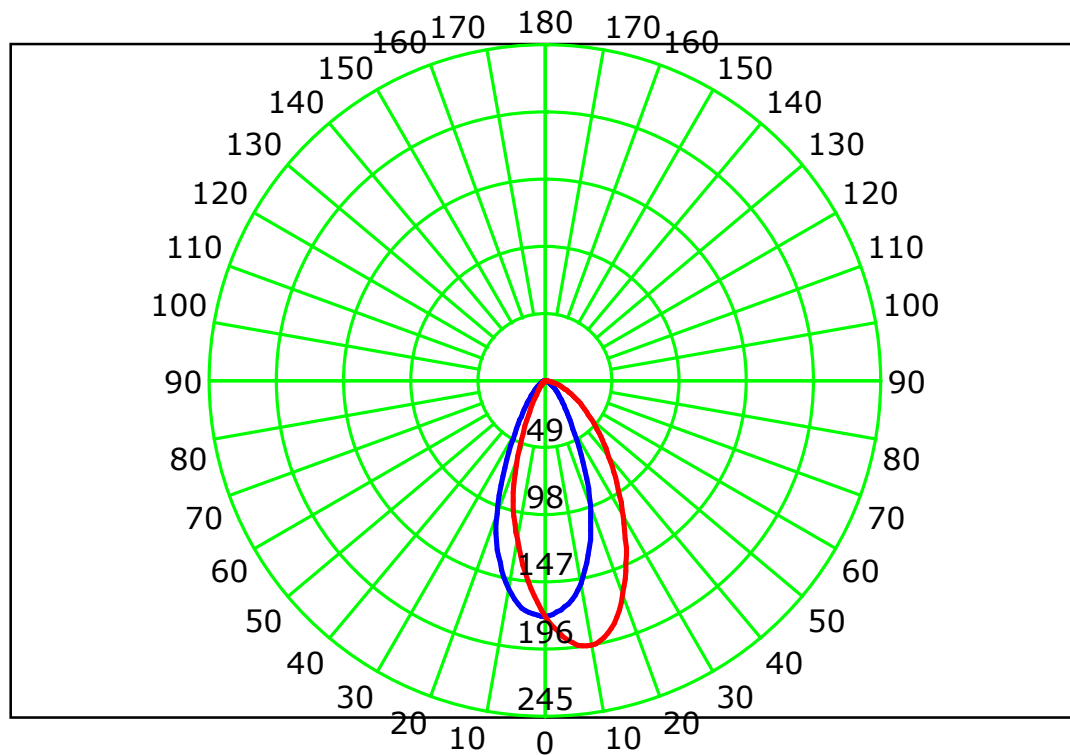
Test Device: GPM-1800B

Distance: 8.705 m [K=1.0000]

Humidity: 65

Inspector:

Luminous Intensity Distribution Curve



C Plane (°):0.0-360.0: 90.0
 Test Lab: Inventfine instruments
 Test Type: TYPE C
 Temperature: 26
 Operator: Jack

Gamma Plane (°):0.0-90.0:1.0
 Test Device: GPM-1800B
 Distance: 8.705 m [K=1.0000]
 Humidity: 65
 Inspector:

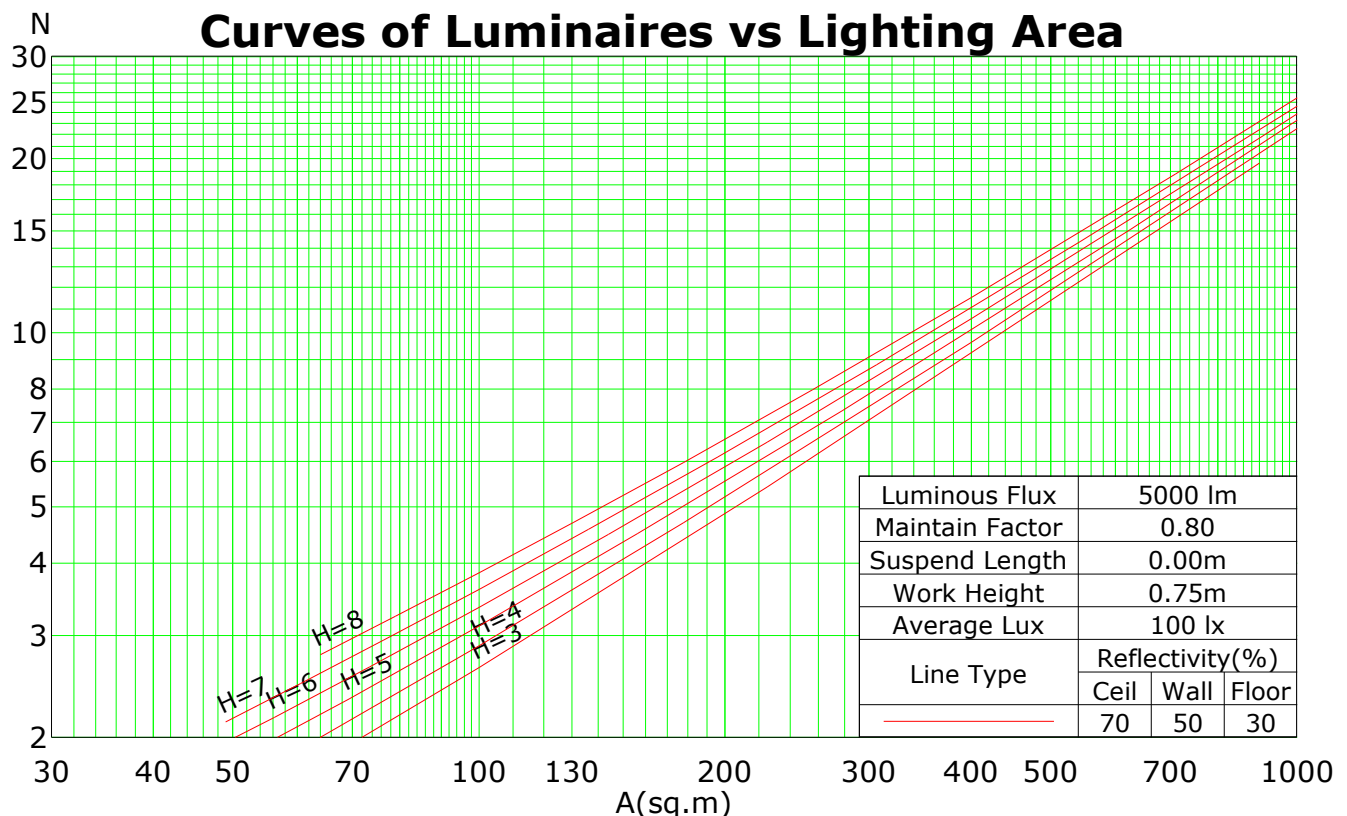
Coefficients Of Utilization - Zonal Cavity Method

RC	0.8	0.8	0.8	0.8	0.7	0.7	0.7	0.7	0.5	0.5	0.5	0.3	0.3	0.3	0.1	0.1	0.1	0
RW	0.7	0.5	0.3	0.1	0.7	0.5	0.3	0.1	0.5	0.3	0.1	0.5	0.3	0.1	0.5	0.3	0.1	0
RCR	RF = 0.2																	
0	1.19	1.19	1.19	1.19	1.16	1.16	1.16	1.16	1.11	1.11	1.11	1.06	1.06	1.06	1.02	1.02	1.02	1.00
1	1.12	1.09	1.06	1.04	1.10	1.07	1.04	1.02	1.03	1.01	0.99	0.99	0.97	0.96	0.96	0.94	0.93	0.91
2	1.06	1.00	0.95	0.91	1.03	0.98	0.94	0.90	0.95	0.91	0.88	0.92	0.89	0.86	0.89	0.86	0.84	0.83
3	0.99	0.92	0.86	0.81	0.97	0.90	0.85	0.81	0.88	0.83	0.79	0.85	0.81	0.78	0.83	0.80	0.77	0.75
4	0.93	0.85	0.78	0.73	0.91	0.83	0.78	0.73	0.81	0.76	0.72	0.79	0.75	0.71	0.77	0.73	0.70	0.69
5	0.88	0.78	0.72	0.67	0.86	0.77	0.71	0.67	0.76	0.70	0.66	0.74	0.69	0.65	0.72	0.68	0.65	0.63
6	0.83	0.73	0.66	0.61	0.82	0.72	0.66	0.61	0.71	0.65	0.61	0.69	0.64	0.60	0.68	0.63	0.60	0.58
7	0.79	0.68	0.62	0.57	0.77	0.68	0.61	0.57	0.66	0.60	0.56	0.65	0.60	0.56	0.64	0.59	0.56	0.54
8	0.75	0.64	0.57	0.53	0.73	0.63	0.57	0.53	0.62	0.57	0.52	0.61	0.56	0.52	0.60	0.55	0.52	0.50
9	0.71	0.60	0.54	0.49	0.70	0.60	0.53	0.49	0.59	0.53	0.49	0.58	0.53	0.49	0.57	0.52	0.49	0.47
10	0.67	0.57	0.51	0.46	0.66	0.56	0.50	0.46	0.56	0.50	0.46	0.55	0.50	0.46	0.54	0.49	0.46	0.44

Spacing Criteria (0-180): 0.71

Spacing Criteria (90-270): 0.77

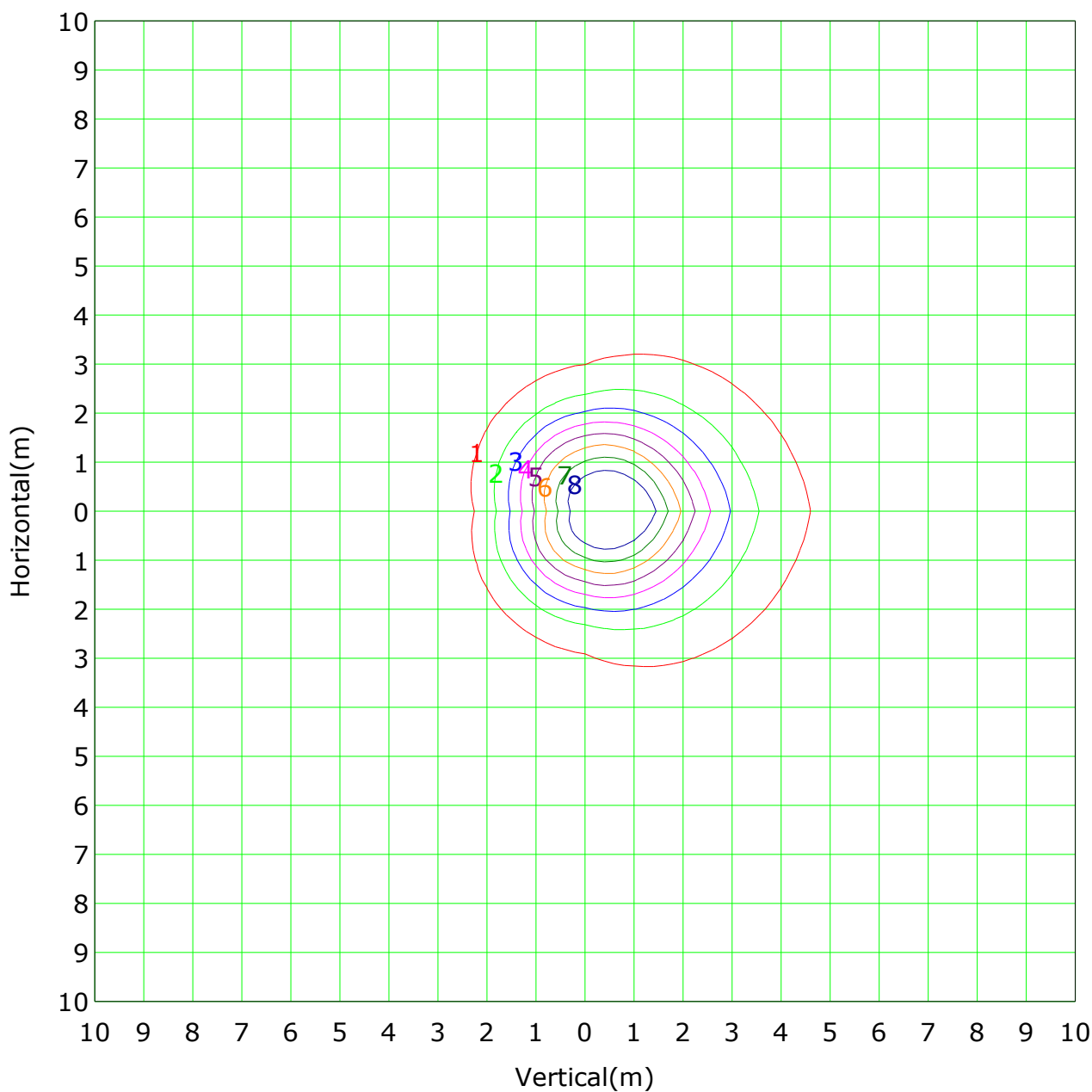
Spacing Criteria (Diagonal): 0.75



C Plane (°):0.0-360.0: 90.0
 Test Lab: Inventfine instruments
 Test Type: TYPE C
 Temperature: 26
 Operator: Jack

Gamma Plane (°):0.0-90.0:1.0
 Test Device: GPM-1800B
 Distance: 8.705 m [K=1.0000]
 Humidity: 65
 Inspector:

IsoLux Plot



Mounting Height: 4.5m		Max Lux(100%): 9.4 lx	
(10%):	0.9 lx	(20%):	1.9 lx
(30%):	2.8 lx	(40%):	3.8 lx
(50%):	4.7 lx	(60%):	5.6 lx
(70%):	6.6 lx	(80%):	7.5 lx

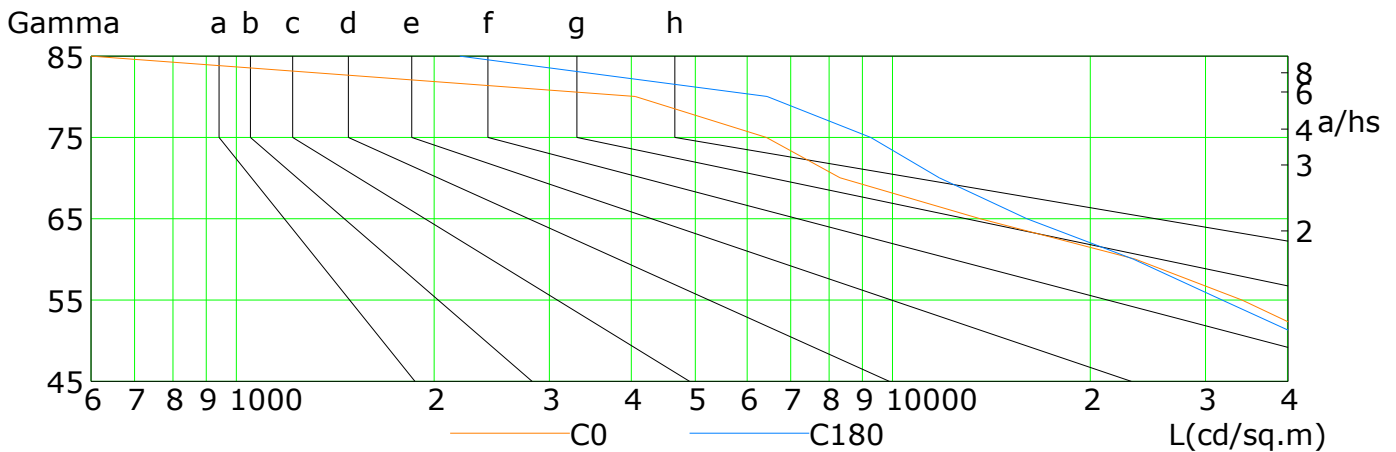
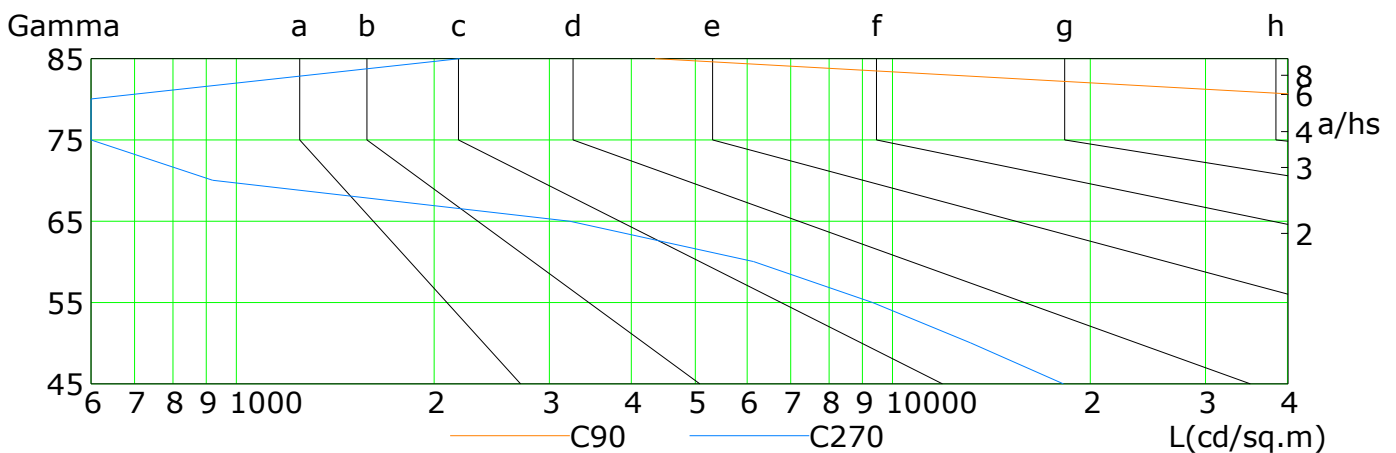
C Plane (°):0.0-360.0: 90.0
 Test Lab: Inventfine instruments
 Test Type: TYPE C
 Temperature: 26
 Operator: Jack

Gamma Plane (°):0.0-90.0:1.0
 Test Device: GPM-1800B
 Distance: 8.705 m [K=1.0000]
 Humidity: 65
 Inspector:

Lum Limit Curve

Dazzle	Quality	Illuminance (lx)							
1.15	A	2000	1000	500	<=300				
1.50	B		2000	1000	500	<=300			
1.85	C			2000	1000	500	<=300		
2.20	D				2000	1000	500	<=300	
2.55	E					2000	1000	500	<=300

a b c d e f g h

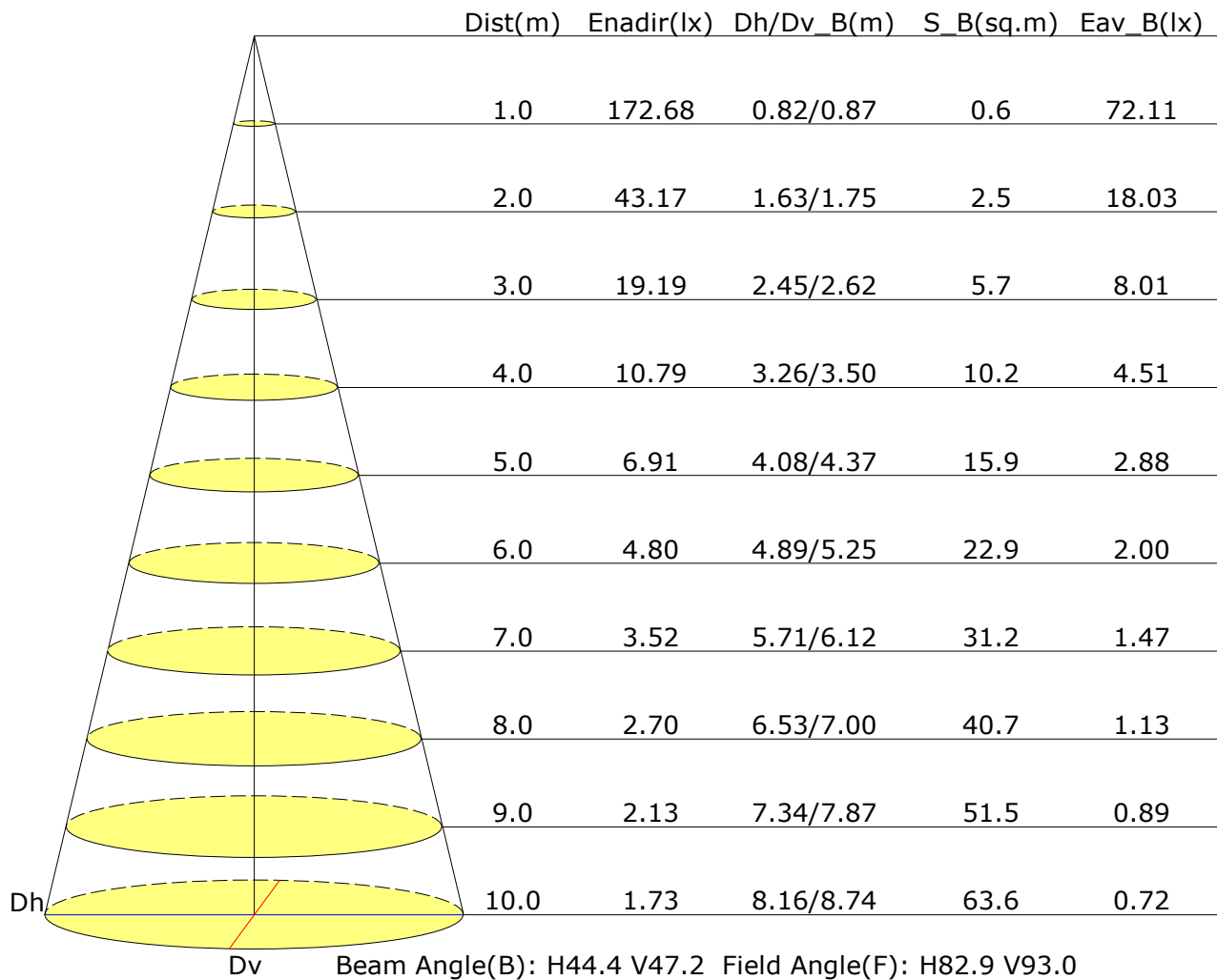


L(cd/sq.m)	G45	G50	G55	G60	G65	G70	G75	G80	G85
C0	61095	46232	34091	23389	13610	8311	6420	4051	0
C90	259471	222361	189984	164006	138247	113636	89029	56495	4346
C180	59241	43647	31755	23262	16028	11773	9261	6434	2191
C270	18218	13148	9323	6137	3224	921	0	0	2191

C Plane (°):0.0-360.0: 90.0
 Test Lab: Inventfine instruments
 Test Type: TYPE C
 Temperature: 26
 Operator: Jack

Gamma Plane (°):0.0-90.0:1.0
 Test Device: GPM-1800B
 Distance: 8.705 m [K=1.0000]
 Humidity: 65
 Inspector:

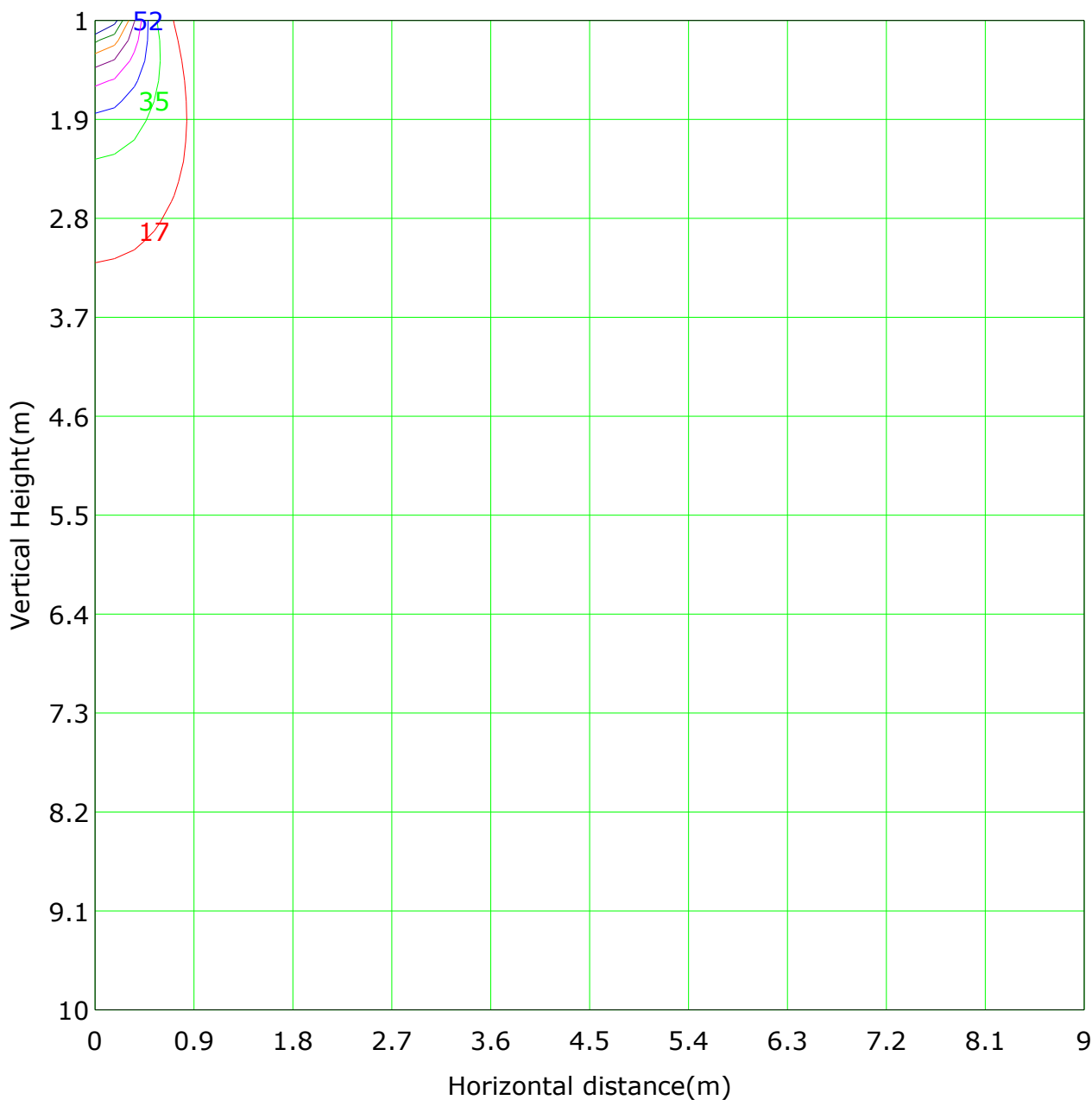
Illuminance at a Distance



C Plane (°):0.0-360.0: 90.0
Test Lab: Inventfine instruments
Test Type: TYPE C
Temperature: 26
Operator: Jack

Gamma Plane (°):0.0-90.0:1.0
Test Device: GPM-1800B
Distance: 8.705 m [K=1.0000]
Humidity: 65
Inspector:

Vertical IsoLux Plot



Lowest(m): 1.0m Highest(m): 10.0m Max Lux: 172.7 lx

(10%): 17.3 lx (20%): 34.5 lx
 (30%): 51.8 lx (40%): 69.1 lx
 (50%): 86.3 lx (60%): 103.6 lx
 (70%): 120.9 lx (80%): 138.1 lx

C Plane (°):0.0-360.0: 90.0
 Test Lab: Inventfine instruments
 Test Type: TYPE C
 Temperature: 26
 Operator: Jack


Gamma Plane (°):0.0-90.0:1.0
 Test Device: GPM-1800B
 Distance: 8.705 m [K=1.0000]
 Humidity: 65
 Inspector:

Unit: lm

C Plane (°):0.0-360.0: 90.0
Test Lab: Inventfine instruments
Test Type: TYPE C
Temperature: 26
Operator: Jack

Gamma Plane (°):0.0-90.0:1.0
Test Device: GPM-1800B
Distance: 8.705 m [K=1.0000]
Humidity: 65
Inspector:

The Average Illuminance Effective Figure



C Plane (°): 0.0-360.0: 90.0
 Test Lab: Inventfine instruments
 Test Type: TYPE C
 Temperature: 26
 Operator: Jack

Gamma Plane (°): 0.0-90.0: 1.0
 Test Device: GPM-1800B
 Distance: 8.705 m [K=1.0000]
 Humidity: 65
 Inspector:

UGR Table

Reflectance:										
Ceiling (cavity)	0.7	0.7	0.5	0.5	0.3	0.7	0.7	0.5	0.5	0.3
Wall	0.5	0.3	0.5	0.3	0.3	0.5	0.3	0.5	0.3	0.3
Reference plane	0.2	0.2	0.2	0.2	0.2	0.2	0.2	0.2	0.2	0.2
Room dimensions	Viewed crosswise					Viewed endwise				
X=2H Y=2H	23.9	24.9	24.2	25.1	25.3	28.6	29.6	28.8	29.8	30.0
3H	24.0	24.9	24.3	25.2	25.4	29.4	30.3	29.7	30.6	30.8
4H	24.0	24.8	24.3	25.1	25.4	29.7	30.5	30.0	30.8	31.1
6H	23.9	24.7	24.3	25.0	25.3	29.8	30.6	30.1	30.9	31.2
8H	23.9	24.7	24.3	25.0	25.3	29.8	30.6	30.1	30.9	31.2
12H	23.9	24.6	24.2	24.9	25.2	29.8	30.5	30.1	30.8	31.1
X=4H Y=2H	24.7	25.5	25.0	25.8	26.1	28.6	29.5	28.9	29.7	30.0
3H	25.0	25.7	25.3	26.0	26.3	29.6	30.3	30.0	30.6	31.0
4H	25.0	25.7	25.4	26.0	26.4	30.0	30.6	30.3	30.9	31.3
6H	25.0	25.6	25.4	25.9	26.3	30.1	30.7	30.5	31.1	31.5
8H	25.0	25.5	25.4	25.9	26.3	30.1	30.7	30.6	31.1	31.5
12H	24.9	25.4	25.4	25.8	26.2	30.1	30.6	30.5	31.0	31.4
X=8H Y=4H	25.3	25.8	25.7	26.2	26.6	29.9	30.4	30.4	30.8	31.2
6H	25.3	25.7	25.8	26.2	26.6	30.1	30.6	30.6	31.0	31.4
8H	25.3	25.6	25.8	26.1	26.6	30.2	30.5	30.6	31.0	31.4
12H	25.2	25.6	25.7	26.0	26.5	30.1	30.4	30.6	30.9	31.4
X=12H Y=4H	25.3	25.8	25.7	26.2	26.6	29.9	30.4	30.3	30.8	31.2
6H	25.3	25.7	25.8	26.1	26.6	30.1	30.5	30.6	30.9	31.4
8H	25.3	25.6	25.8	26.1	26.6	30.1	30.4	30.6	30.9	31.4
Variations with the observer position at spacings:										
S=1.0H	+1.1/-1.3					+0.8/-1.0				
S=1.5H	+2.0/-3.1					+1.6/-2.0				
S=2.0H	+3.0/-5.2					+2.2/-3.0				

Calculate in accordance with CIE Pub.117. The table is revised with 149lm ($8\log(F/F_0) = -6.6$).

C Plane (°):0.0-360.0: 90.0
Test Lab: Inventfine instruments
Test Type: TYPE C
Temperature: 26
Operator: Jack

Gamma Plane (°):0.0-90.0:1.0
Test Device: GPM-1800B
Distance: 8.705 m [K=1.0000]
Humidity: 65
Inspector:

Zonal Lumen

Gamma [°]	I _{mean} [cd]	Zonal Flux [lm]	Sum Zonal Flux [lm]	Rel Zonal Flux [%]	Sum Rel Zonal Flux [%]
0.0-1.0	172.5	0.2	0.2	0.11	0.11
1.0-2.0	171.8	0.5	0.7	0.33	0.44
2.0-3.0	170.8	0.8	1.5	0.55	0.99
3.0-4.0	170.0	1.1	2.6	0.76	1.75
4.0-5.0	168.9	1.5	4.1	0.97	2.72
5.0-6.0	167.3	1.8	5.8	1.18	3.90
6.0-7.0	165.3	2.1	7.9	1.37	5.27
7.0-8.0	162.8	2.3	10.2	1.56	6.83
8.0-9.0	159.9	2.6	12.8	1.73	8.56
9.0-10.0	156.8	2.8	15.6	1.90	10.46
10.0-11.0	153.3	3.1	18.7	2.05	12.51
11.0-12.0	149.5	3.3	22.0	2.19	14.70
12.0-13.0	145.6	3.5	25.4	2.31	17.01
13.0-14.0	141.3	3.6	29.0	2.42	19.43
14.0-15.0	136.7	3.8	32.8	2.51	21.94
15.0-16.0	132.1	3.9	36.7	2.59	24.53
16.0-17.0	127.1	4.0	40.6	2.65	27.18
17.0-18.0	121.5	4.0	44.6	2.68	29.86
18.0-19.0	115.7	4.0	48.7	2.69	32.55
19.0-20.0	109.7	4.0	52.7	2.69	35.24
20.0-21.0	103.7	4.0	56.7	2.66	37.90
21.0-22.0	97.7	3.9	60.6	2.63	40.53
22.0-23.0	91.6	3.8	64.4	2.57	43.10
23.0-24.0	85.7	3.7	68.2	2.51	45.61
24.0-25.0	80.2	3.6	71.8	2.44	48.05
25.0-26.0	74.9	3.5	75.4	2.37	50.41
26.0-27.0	69.8	3.4	78.8	2.28	52.70
27.0-28.0	65.0	3.3	82.1	2.20	54.90
28.0-29.0	60.5	3.2	85.2	2.12	57.01
29.0-30.0	56.3	3.0	88.3	2.04	59.05
30.0-31.0	52.7	2.9	91.2	1.96	61.01
31.0-32.0	49.3	2.8	94.0	1.89	62.90
32.0-33.0	46.1	2.7	96.7	1.82	64.72
33.0-34.0	43.3	2.6	99.4	1.75	66.47
34.0-35.0	40.7	2.5	101.9	1.69	68.16
35.0-36.0	38.2	2.4	104.3	1.63	69.79

C Plane (°):0.0-360.0: 90.0
 Test Lab: Inventfine instruments
 Test Type: TYPE C
 Temperature: 26
 Operator: Jack

Gamma Plane (°):0.0-90.0:1.0
 Test Device: GPM-1800B
 Distance: 8.705 m [K=1.0000]
 Humidity: 65
 Inspector:

Zonal Lumen (Continue 1)

Gamma [°]	I _{mean} [cd]	Zonal Flux [lm]	Sum Zonal Flux [lm]	Rel Zonal Flux [%]	Sum Rel Zonal Flux [%]
36.0-37.0	36.0	2.3	106.7	1.57	71.36
37.0-38.0	33.9	2.3	108.9	1.51	72.87
38.0-39.0	32.0	2.2	111.1	1.46	74.34
39.0-40.0	30.2	2.1	113.2	1.41	75.75
40.0-41.0	28.5	2.0	115.3	1.36	77.10
41.0-42.0	26.9	2.0	117.2	1.31	78.41
42.0-43.0	25.5	1.9	119.1	1.26	79.67
43.0-44.0	24.0	1.8	120.9	1.21	80.89
44.0-45.0	22.7	1.7	122.7	1.17	82.06
45.0-46.0	21.5	1.7	124.3	1.12	83.18
46.0-47.0	20.3	1.6	126.0	1.08	84.26
47.0-48.0	19.1	1.5	127.5	1.03	85.29
48.0-49.0	18.0	1.5	129.0	0.99	86.28
49.0-50.0	16.9	1.4	130.4	0.95	87.23
50.0-51.0	15.9	1.3	131.7	0.90	88.13
51.0-52.0	15.0	1.3	133.0	0.86	88.99
52.0-53.0	14.0	1.2	134.2	0.82	89.80
53.0-54.0	13.2	1.2	135.4	0.78	90.58
54.0-55.0	12.4	1.1	136.5	0.74	91.32
55.0-56.0	11.6	1.0	137.6	0.70	92.02
56.0-57.0	10.8	1.0	138.6	0.66	92.68
57.0-58.0	10.2	0.9	139.5	0.63	93.31
58.0-59.0	9.5	0.9	140.4	0.59	93.91
59.0-60.0	8.8	0.8	141.2	0.56	94.46
60.0-61.0	8.2	0.8	142.0	0.52	94.99
61.0-62.0	7.6	0.7	142.7	0.49	95.48
62.0-63.0	7.0	0.7	143.4	0.46	95.93
63.0-64.0	6.5	0.6	144.0	0.42	96.36
64.0-65.0	5.9	0.6	144.6	0.39	96.75
65.0-66.0	5.4	0.5	145.2	0.36	97.11
66.0-67.0	5.0	0.5	145.7	0.34	97.45
67.0-68.0	4.6	0.5	146.1	0.31	97.76
68.0-69.0	4.2	0.4	146.6	0.28	98.04
69.0-70.0	3.8	0.4	147.0	0.26	98.30
70.0-71.0	3.4	0.4	147.3	0.24	98.54
71.0-72.0	3.1	0.3	147.6	0.22	98.76

C Plane (°):0.0-360.0: 90.0
 Test Lab: Inventfine instruments
 Test Type: TYPE C
 Temperature: 26
 Operator: Jack

Gamma Plane (°):0.0-90.0:1.0
 Test Device: GPM-1800B
 Distance: 8.705 m [K=1.0000]
 Humidity: 65
 Inspector:

Zonal Lumen (Continue 2)

[illegible]

C Plane (°):0.0-360.0: 90.0
Test Lab: Inventfine instruments
Test Type: TYPE C
Temperature: 26
Operator: Jack

Gamma Plane (°):0.0-90.0:1.0
Test Device: GPM-1800B
Distance: 8.705 m [K=1.0000]
Humidity: 65
Inspector:

Zonal Lumen (Continue 3)

cone flux(90°): 122.66 lm

%lum = 82.1%

%lamp = 82.1%

cone flux(120°): 141.21 lm

%lum = 94.5%

%lamp = 94.5%

Candlepower Table

Unit: cd

G\C	C0.0	C90.0	C180.0	C270.0	C360.0					
G0.0	172.7	172.7	172.7	172.7	172.7					
G5.0	166.3	190.5	169.2	146.9	166.3					
G10.0	151.1	196.6	154.5	118.3	151.1					
G15.0	126.3	187.9	132.8	90.8	126.3					
G20.0	97.5	166.1	104.0	58.9	97.5					
G25.0	65.9	141.1	70.7	32.3	65.9					
G30.0	41.0	114.7	44.8	17.1	41.0					
G35.0	27.1	92.0	29.1	9.4	27.1					
G40.0	19.3	72.8	19.1	6.0	19.3					
G45.0	13.6	57.6	13.2	4.0	13.6					
G50.0	9.3	44.9	8.8	2.7	9.3					
G55.0	6.1	34.2	5.7	1.7	6.1					
G60.0	3.7	25.8	3.7	1.0	3.7					
G65.0	1.8	18.4	2.1	0.4	1.8					
G70.0	0.9	12.2	1.3	0.1	0.9					
G75.0	0.5	7.2	0.8	0.0	0.5					
G80.0	0.2	3.1	0.4	0.0	0.2					
G85.0	0.0	0.1	0.1	0.1	0.0					
G90.0	0.0	0.1	0.0	0.1	0.0					
G172.2	187.4	170.1	152.8	168.1	0.0					
G164.3	196.5	158.4	123.7	155.3	0.0					
G146.3	190.6	137.2	97.0	131.3	0.0					
G120.9	171.5	111.1	65.4	103.2	0.0					
G91.1	146.1	76.7	36.8	71.9	0.0					
G60.4	119.5	49.2	19.5	44.9	4.0					
G37.7	96.1	31.7	10.6	29.5	9.0					
G25.2	76.5	20.8	6.5	20.6	14.0					
G18.0	60.3	14.1	4.4	14.5	19.0					
G12.6	47.2	9.6	2.9	10.1	24.0					
G8.7	36.3	6.3	1.9	6.7	29.0					
G5.6	27.3	4.0	1.1	4.1	34.0					
G3.3	19.7	2.4	0.5	2.1	39.0					
G1.5	13.4	1.4	0.1	1.0	44.0					
G0.8	8.1	0.8	0.0	0.6	49.0					
G0.5	3.8	0.4	0.0	0.3	54.0					
G0.2	0.3	0.1	0.1	0.1	59.0					
G0.0	0.1	0.0	0.1	0.0	64.0					

C Plane (°):0.0-360.0: 90.0
Test Lab: Inventfine instruments
Test Type: TYPE C
Temperature: 26
Operator: Jack

Gamma Plane (°):0.0-90.0:1.0
Test Device: GPM-1800B
Distance: 8.705 m [K=1.0000]
Humidity: 65
Inspector:

LED Average Luminance Report

Avg.L	cd/m ²
L 0-180(65) av	14818.92
L 0-180(75) av	7840.33
L 0-180(85) av	1095.66
L 90-270(65) av	70735.39
L 90-270(75) av	44514.60
L 90-270(85) av	3268.72
L 45(65) av	42777.16
L 45(75) av	26177.46
L 45(85) av	2182.19

Standard: GB/T 29293-2012